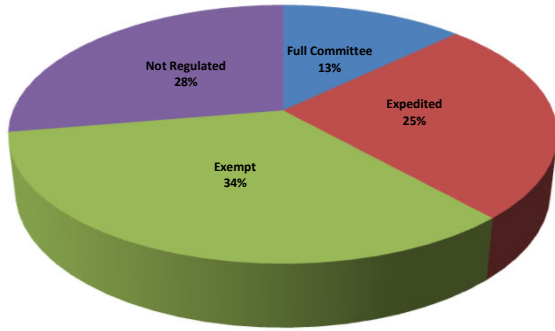


Institutional Review Board - Medical School Metrics

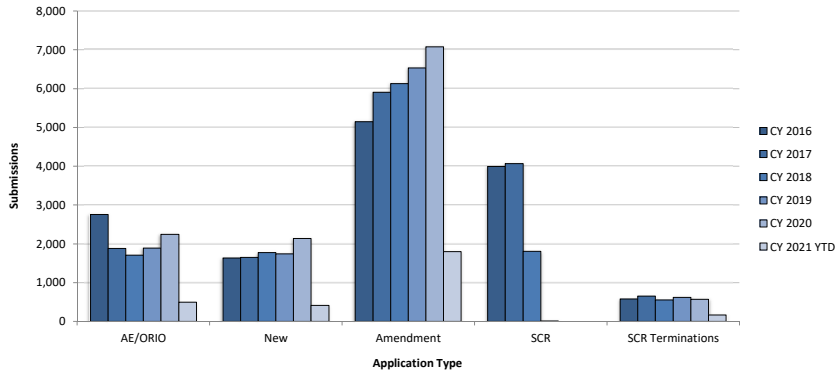
New Submission Decisions

CY 2021 New Submission Decisions by Decision Type



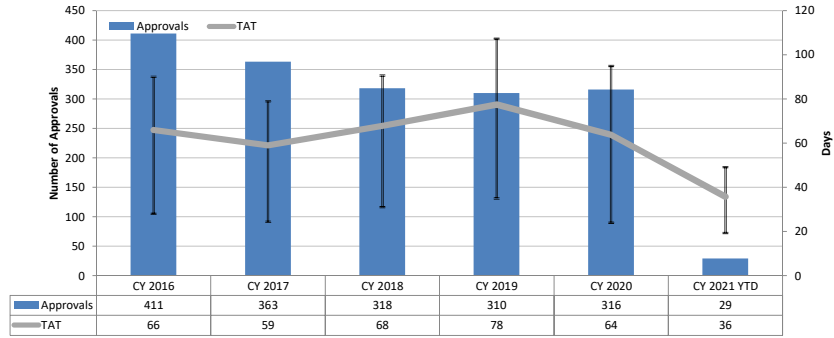
	Calendar Year					
	CY 2016	CY 2017	CY 2018	CY 2019	CY 2020	CY 2021 YTD
Total	1,629	1,650	1,772	1,737	2,135	412
Full Committee	416	368	321	314	330	53
Expedited	735	823	807	607	651	105
Exempt	141	129	264	418	697	140
Not Regulated	337	330	380	398	457	114

Total Submissions by Application Type

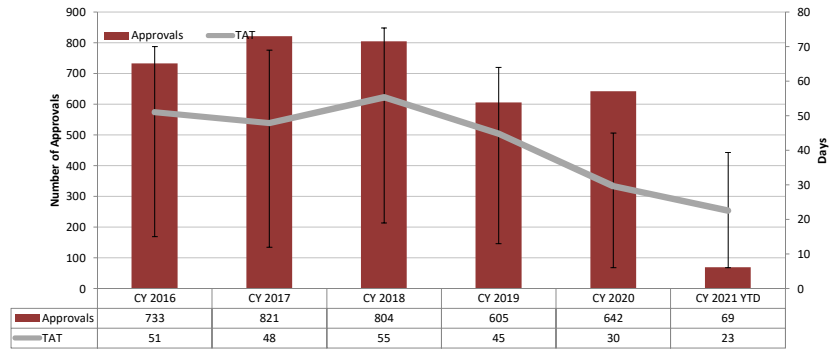


	Calendar Year					
	CY 2016	CY 2017	CY 2018	CY 2019	CY 2020	CY 2021 YTD
Total	14,104	14,148	11,976	10,776	12,018	2,879
AE/ORIO	2,752	1,879	1,711	1,885	2,240	498
New	1,630	1,650	1,772	1,737	2,135	412
Amendment	5,149	5,905	6,131	6,536	7,077	1,801
SCR	3,994	4,064	1,808	3		
SCR Terminations	579	650	554	615	566	168

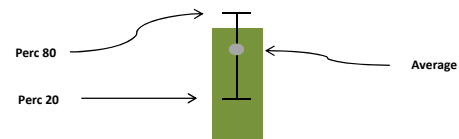
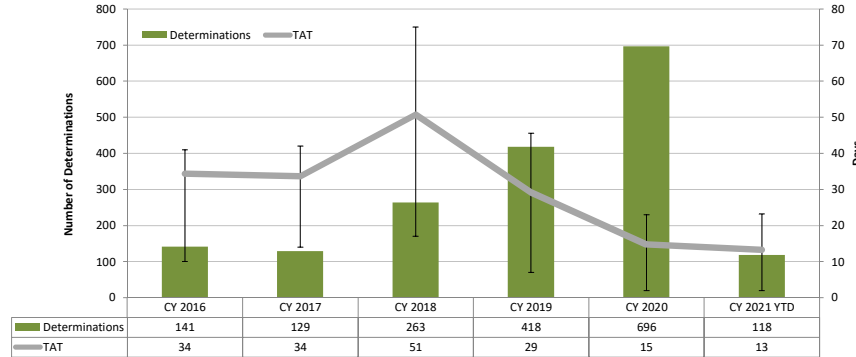
New Submissions - Full Committee Approvals and Average Turnaround Time (TAT)



New Submissions - Expedited Approvals and Average Turnaround Time (TAT)



New Submissions - Exempt Determinations and Average Turnaround Time (TAT)



Approved Studies: CY 2021 YTYD Turnaround Times (TAT) and Total Processing Times (Includes Time Spent with Study Team)

Ancillary Committee

	Total # of Studies	% Revised	Turnaround Times (TAT)				Total Processing Times (Includes time spent with Study Team)			
			Average	Median	Std. Deviation	Range: 0-120 Days	Average	Median	Std. Deviation	Range: 0-120 Days
COI	16	31%	6.88	5.01	8.64		7.78	5.91	10.90	
CRAO	28	25%	4.21	0.31	8.83		4.97	0.53	10.76	
IBC	1	0%	0.04	0.04	N/A		0.04	0.04	N/A	
IDS	27	22%	4.00	0.75	6.80		4.37	0.75	6.93	
MADRC	1	100%	14.83	14.83	N/A		15.44	15.44	N/A	

